



Acoustical Surfaces, Inc.

SOUNDPROOFING, ACOUSTICS, NOISE & VIBRATION CONTROL SPECIALISTS

123 Columbia Court North • Suite 201 • Chaska, MN 55318

(952) 448-5300 • Fax (952) 448-2613 • (800) 448-0121

Email: sales@acousticalsurfaces.com


Visit our Website: www.acousticalsurfaces.com

*We Identify and **S.T.O.P.** Your Noise Problem*

NOISE S.T.O.P.™ VINYL BARRIER

Mass Loaded Vinyl Noise Barrier

- **Reduces Sound Transmission**
- **Contains Noise**
- **Improves Communications**
- **Improves Health & Safety**



MATERIAL: Mass Loaded Vinyl.

PATTERN: Smooth Finish.

FEATURES: High density, limp material to reduce noise transmission.

APPLICATIONS: Reduced noise transmission through ceilings, walls, floors, machinery enclosures, ductwork. Apply over suspended ceilings on studs or joists.

SIZE 54" Wide x 20', 30', 60' Rolls - 2'x2', 2'x4' Sheets. Die cutting available.

THICKNESS: 1/16" - 1/2 lb./sq.ft. 1/8" - 1 lb./sq.ft. 1/4" - 2 lb./sq.ft.

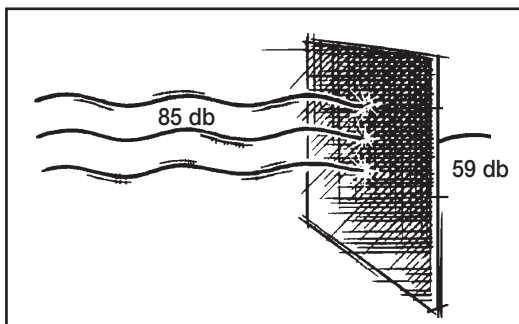
COLOR: Black, Grey (Reinforced), Tan and Clear (Transparent or Translucent).

INSTALLATION: Material can nailed, glued, screwed, stapled or can be reinforced and grommeted and hung like a curtain.

FLAMMABILITY: UL94VO

Mass Loaded Vinyl Noise Barrier™ – Sound Absorption / Noise Reduction

Barriers	Noise Transmission Loss (dB) Per Octave Band (HZ)						
	125Hz	250Hz	500Hz	1KHz	2KHz	4KHz	STC
2 lb. psf	16	22	26	32	35	40	31
1.25 lb. psf	14	18	24	27	33	38	28
1 lb. psf	13	17	22	26	32	37	27
1/2 lb. psf	8	13	17	22	27	31	20



Continued on next page.

- Soundproofing Products • Sonex™ Ceiling & Wall Panels • Sound Control Curtains • Equipment Enclosures • Acoustical Baffles & Banners • Solid Wood & Veneer Acoustical Ceiling & Wall Systems
- Professional Audio Acoustics • Vibration & Damping Control • Fire Retardant Acoustics • Hearing Protection • Moisture & Impact Resistant Products • Floor Impact Noise Reduction
- Sound Absorbers • Noise Barriers • Fabric Wrapped Wall Panels • Acoustical Foam (Egg Crate) • Acoustical Sealants & Adhesives • Outdoor Noise Control • Assistive Listening Devices
- OSHA, FDA, ADA Compliance • On-Site Acoustical Analysis • Acoustical Design & Consulting • Large Inventory • Fast Shipment • No Project too Large or Small • Major Credit Cards Accepted



Acoustical Surfaces, Inc.

SOUNDPROOFING, ACOUSTICS, NOISE & VIBRATION CONTROL SPECIALISTS

123 Columbia Court North • Suite 201 • Chaska, MN 55318

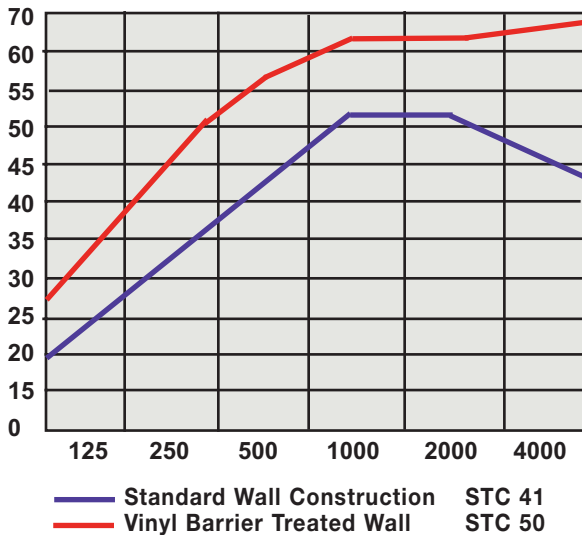
(952) 448-5300 • Fax (952) 448-2613 • (800) 448-0121

Email: sales@acousticalsurfaces.com

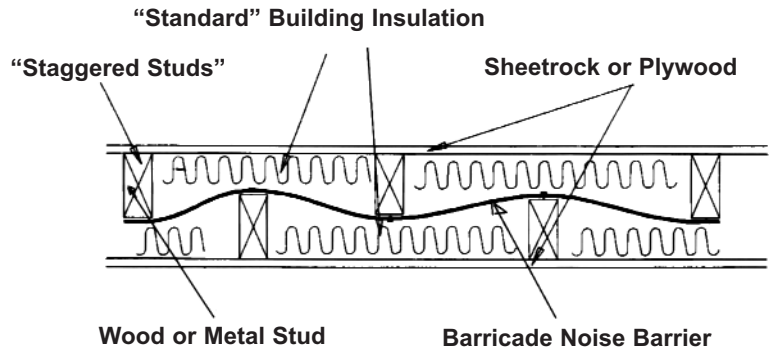
Visit our Website: www.acousticalsurfaces.com

We Identify and S.T.O.P. Your Noise Problem

ACOUSTICAL DATA



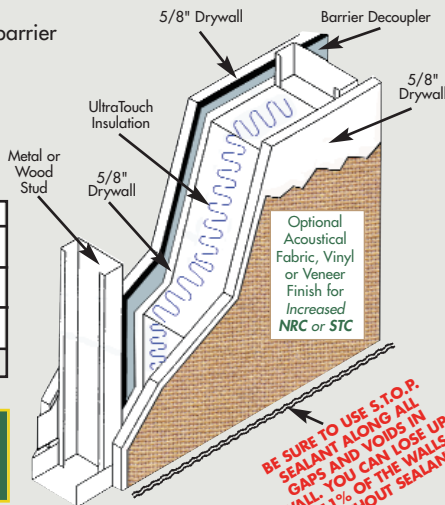
UltraTouch Stud Assembly



ASI Pro Audio's Suggested Retrofit Wall Construction System

1. Fill area between studs with UltraTouch insulation, 3" or 5".
2. Glue 1.25 lb. sq. ft. barrier to back of drywall.
3. Install drywall.
4. Use A.S.I. Acoustic Sealant on gaps in drywall.

Acoustical Treated Retrofit Wall Construction



Part #	Description
SSR-1916	UltraTouch Insulators
STOP SEAL-29	29 Oz. Sealant
1.25B-20R	Noise S.T.O.P. Vinyl Barrier
RSIC	RSIC Clips

Wall System Estimated STC 49

*NOTE: use of RSIC-1 clips and hat channel with another layer of 1/2" drywall could increase STC to 67



RSIC CLIP

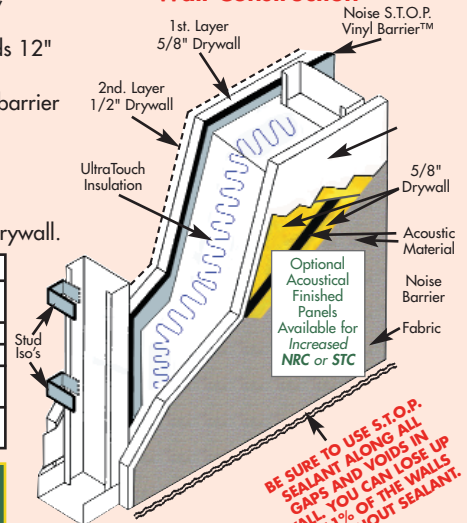


Proudly Made in the USA

ASI Pro Audio's Suggested New Wall Construction System

1. Fill area between studs with UltraTouch insulation, 3" or 5".
2. Stud insulators on studs 12" to 16" on center.
3. Glue 1.25 lb. sq. ft. barrier to back of drywall.
4. 2nd layer of drywall (if possible).
5. Use A.S.I. Acoustic Sealant on gaps in drywall.

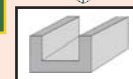
Acoustical Treated New Wall Construction



Part #	Description
SSR-1916	UltraTouch Insulators
SI OR RSIC	Stud Insulators OR RSIC Clips
STOP SEAL-29	29 Oz. Sealant
1.25B-20R	Noise S.T.O.P. Vinyl Barrier

Wall System Estimated STC 57

*NOTE: use of RSIC-1 clips and hat channel could increase STC to 67



STUD ISO



RSIC CLIP



Proudly Made in the USA